

Reading 1

Prepare to Read

These words will help you understand the reading.

Sight Words

like

my

you

Story Words

new

backpack


Vocabulary

Words to Know

1. I like my new book.
2. I give my book to you.



3. I have a new backpack.



Your Turn

Pick one word from either box.

Use the word in a sentence.

Ask your teacher for help.



3

8


Phonics

Short a; d, m, s

Listen for the sound at the beginning of the word. Say the sound.

Phonics


a	
d	
m	
s	



a



d



m



s


169

Excellent



Your Turn

Which letter stands for the sound at the beginning of the word?



~~a~~ d m



d m s



a ~~d~~ m



a m s

monkey


Story Preview

characters

Who is in the story?



Sam




mother




Sam

Where does the story happen?

place



home



school

Reading Strategy

Preview


Look at the pictures. What is the story about? As you read, see how previewing helps you understand the story.

I Am Sam



On Your Own

Hi!



by Pamela Walker *Author*
illustrated by Kathryn Mitter

Wednesday

249



Short

ai

I am Sam.



I like my shoes.



I like my **backpack**.



I am sad.



I am new.



I am Sam.



I am Sam.



I am happy.



I love you.

Read the questions. Say the answers.
Use Sight Words and Story Words.

1. Who does Sam meet at school? *Sam.*
2. Why is Sam sad? *She is new.*
3. How does Sam feel at the end of the story? *Happy.*
4. How do you make new friends?

We play together.



Reading Strategy

Preview

How did previewing the story help you understand it?



5-6





19



Subject: Phonics (Short a)


Wednesday 10-9

Fill in the missing short vowels, read the words then color the pictures:

1. f...a...n 	2. j...a...m 
3. m...a...d 	4. s...a...d 

Unscramble each word then re-write it between the lines

correctly:




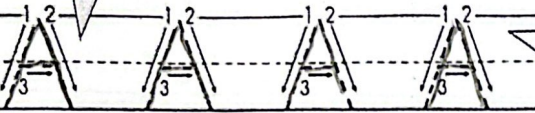
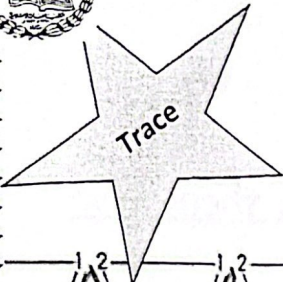


dal lad


tra rat





The Star of the Show!



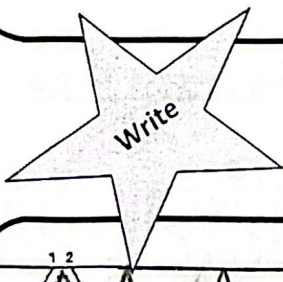


A n a m y
c a v g A k



apple 

 ant





Subject: Phonics (m)
15. sep

Match each word with the correct picture:

1. man



2. moon



3. monkey



4. map



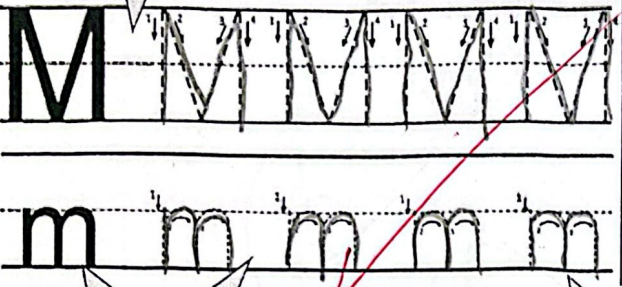
16.9

Excellent



Trace


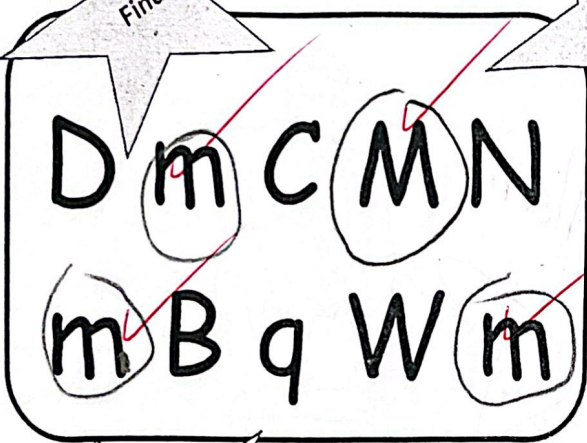
The Star of the Sh...




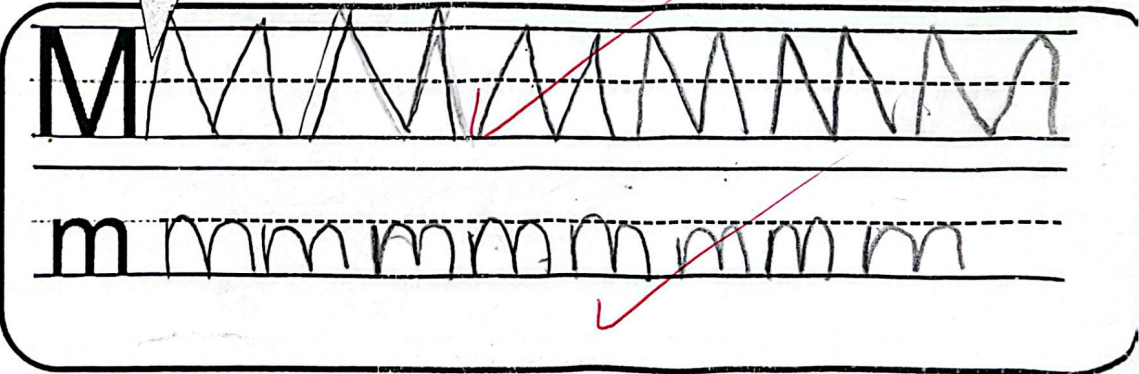
M m

Find

Color




Write





Subject: Phonics (s)

Look at each picture; write the missing sound in the blank then read the word:



sun




Excellent



smile

Change the first letter in the word "sun" to turn it to a word that means "enjoyment". fun

Read the words and circle the one that has the (s) sound :

 <p>tall</p> <p><u>socks</u></p> <p>brown</p>	 <p>big</p> <p><u>class</u></p> <p>chair</p>	 <p>girl</p> <p>boy</p> <p><u>students</u></p>
--	---	---




The Star of the Show!



Trace

S S S S S
S S S S S




Find

S W F C S T
S q G S j s

Color

star



snake

Write

S S S S S S

S S S S S S



Subject: Phonics (d)

Circle the words with the letter d sound in the following sentences:

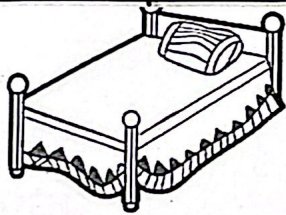
- I like donuts.
- Look at that huge door!
- She wears a red dress.

Excellent
16.9

If you change the d in "dog" to l, what new word do you get? Does it make sense?

log

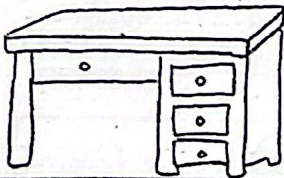
Look at each picture then write the word:



bed



drum



desk



dad




The Star of the Show!



D D D D D

d d d d d



Find

d a F t s T

s D G d k D

Color

duck



Write

D D D D D

d d d d d



dog



Subject: phonics short a

m + d

Draw a line to the letter that stands for the sound at the beginning of the word.

m

a

d

s

*Excellent
16.9*

Circle the words with the short a sound.

- ~~1. Pat spotted a black bat.~~
- ~~2. The lad found a tabby cat.~~
- ~~3. Jag the dog can wag his tail.~~


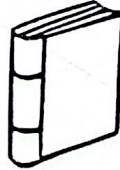


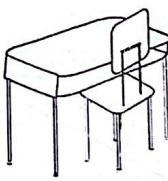



Subject: Reading comprehension

Match the first part of the sentence with the second part.

I am	my backpack
I like	new
I love	you

Look at the pictures. Sort the pictures into things that you use in the school and things that you don't.

 bike	 book	 map
 Pencil	 desk	 house

Things you use

1. book ✓
2. pencil ✓
3. desk ✓

Things you don't

1. bike ✓
2. map ✓
3. house ✓



Wednesday

Subject: Vocabulary

Match the sentence with the correct picture:

1. This is my new doll.

2. You are my best friend.

3. I like healthy food.

4. My backpack is red.



My Excellent

Write the word that completes each sentence:

~~new~~ ~~like~~ ~~my~~ ~~backpack~~

1. My friend likes to eat noodles.

2. My dad wants to buy a new bike for me.

3. She is my beautiful mum.

4. I put my books inside my backpack.

If your backpack was too heavy, what could happen and what smart choices can you make to solve the problem?





Use the words below to write a correct simple sentence:

1. like

~~I like my uniform.~~

2. my

Excellent

~~I like my friends.~~

3. you

229

~~I like you so much.~~

Draw and color your backpack inside the box.

