

Department of Mathematics Elementary School Jabal Amman	My name is _____.	
	Grade 2 ()	
	Second Math Assessment Study Sheet	Date: October 2025


Dear Students,

Please note that our **Second Math Assessment** will be held on **Thursday, 6th November, 2025**.

Be sure to study the **Math book** and the **Math booklet**. Here is a list of the materials we need to focus on, including the relevant book lessons and booklet pages.

1. Patterning [Math book p. 2 & 3 + Math booklet p. 1]

*You are expected to describe and identify simple patterns using objects, shapes, colors, and numbers.

Example: 

- This pattern is made up of two shapes: a **star** and a **square**.
- We start with a star, then we have a square and it goes on.
- We are **repeating the same two shapes** over and over again.
- The next part of the pattern would be a star, and a square.

2. Patterns Core [Math book p. 4 & 5 + Math booklet p. 2]

*You are expected to create patterns using objects, shapes, colors, and numbers.

*You are expected to identify pattern cores that apply to the patterns.

Example: 

- In this pattern, we start with **1 candy** then **2 lollipops** and it goes on.
- The pattern core is **1 candy** and **2 lollipops**.

3. Increasing Patterns [Math book p. 7, 8, 9 + Math booklet p. 3 & 4]

*You are expected to identify and describe increasing patterns.

*You are expected to recognize the patterns rule and complete what comes next in increasing patterns.

Example: 5, 10, 15, 20, 25, ... , ...



- In this pattern, each number is **increasing by 5**.
- The pattern rule is **adding 5** to the previous number.
- The next part of the pattern would be 30, 35, 40

4. Repeating and Increasing Patterns [Math book p. 10 & 11 + Math booklet p.5]

*You are expected to differentiate between repeating and increasing patterns.

*You are expected to identify pattern rule/ core that apply to each pattern and complete what comes next.

*You are expected to create repeating and increasing patterns.

Repeating Patterns	Increasing Patterns
<p>A repeating pattern keeps repeating the same shapes, colors, and numbers over and over again.</p> <p>• Example:</p> 	<p>An increasing pattern keeps adding new shapes and numbers according to a specific rule.</p> <p>• Example:</p> 
<p>The pattern core is 1 star and 1 circle.</p>	<p>The pattern rule is adding 2 squares each time.</p>

